

Virtual Introduction to Kindergarten at JLR Bell P.S.

Welcome

مرحباً بكم

Hoş Geldiniz

Добро пожаловать

සුඛවැරදීම

جی آیاں نوں

환영합니다

歡迎

நல்வரவு

Chào mừng

خوش آمدید

欢迎光临



School Contact info:

121 Queen Street, Newmarket, L3Y 2E9

905-895-2601

j.l.r.bell.ps@yrdsb.ca



Kindergarten at J.L.R. Bell P.S.



Arrival time: 8:35am

Dismissal time: 3:05pm

School Contact info:

121 Queen Street, Newmarket, L3Y 2E9

905-895-2601

j.l.r.bell.ps@yrdsb.ca



Welcome to Full Day Kindergarten at J.L.R. Bell!

Ms. McDowell - Principal



We are using this format to give you an introduction to us and our school. There are slides for both parents and students. We hope you enjoy this presentation together!

Welcome to Our Kindergarten Information Session!

You are your child's first teacher and are the most powerful influence on their learning, development, health, and well-being.



We can't wait to partner with you as your child begins kindergarten at J.L.R. Bell P.S.



Kindergarten in YRDSB




Click on the image/link to play to the video (7 mins)

Our Kindergarten Educator Team



Ms. Violante



Ms. Jankowski

Classroom Teachers



Ms. Unger

**Kindergarten
Prep Coverage
Teacher**



Ms. Lowe

**Designated Early
Childhood
Educators (DECE)**



Our Kindergarten Educator Teams



Mrs. De Gaetano
Special Education
Resource Teacher



Mrs. McLean
Reading Recovery
Teacher



Ms. Hochman
Speech-Language
Pathologist

Speech & Language Services in Kindergarten

- Speech-Language Pathologists embrace all communicators, languages and cultures.
- We partner with educators and families to nurture oral language, play, social interaction, reading and writing.
- Supports are integrated within play-based learning in the classroom.



Kindergarten is for all Children



In kindergarten, we view each child as capable, competent and full of potential.

Each child is unique and develops at their own pace. Our kindergarten learning spaces are inclusive and the learning experiences offer opportunities for children to build on their own strengths and be empowered as learners.



Inclusive & Equitable Learning in Kindergarten

Play-based learning in kindergarten honours and reflects children's lived experiences, interests, social identities and home languages.



Family Partnerships

You are your child's first teacher and are the most powerful influence on their learning, development, health, and well-being.


We can't wait to partner with you as your child begins school!



The Kindergarten Learning Environment

The Kindergarten learning environment is for ALL students. Children entering Kindergarten are competent, curious and full of potential. They come with diverse backgrounds, lived experiences, and special education needs, and are at different stages of development.

Our Kindergarten classroom is an inclusive environment rich with learning experiences for ALL.



The Kindergarten Program

Kindergarten is a play-based learning program. There are no subjects in Kindergarten, but rather, there are four interconnected frames for learning:

- Belonging and Contributing
- Self Regulation and Well Being
- Demonstrating Literacy and Mathematics Behaviours
- Problem Solving and Innovating.

These four frames reflect how all children naturally learn in an integrated way during their exploration, play and inquiry, both indoors and outdoors.



Play-Based Learning Indoors

Children have opportunities throughout the day to choose from a variety of play-based learning experiences that integrate many areas of learning from our Kindergarten Program.



Tour of Our School

Typically with a 'Welcome to Kindergarten' event you would have the opportunity to travel through our school to see the classroom and various other areas within the building. The following is a virtual tour which provides you with a peek into our 'little school with a BIG heart'!



Kindergarten Classroom



Gym



Library



Office



Ms. Slagter

Ms. Slagter is our EOAA -
Elementary School Office
Administrative Assistant

Playground



Please note, we are both a.....



Fragrance Free Zone

FDK Entrance/ Tarmac

Entry Routines



FDK students are to be dropped off at the Kindergarten Yard Entrance and will be greeted by our DECE, Ms. Lowe.

Caregivers and parents do not enter the school as staff will support transitions into school.

Morning yard supervision begins at 8:20 a.m. until 8:35 a.m.

(children are only to be dropped off at or after 8:20 a.m. when supervision begins)

Entering our Learning Spaces

Entry Routines



Once students enter the classroom they will head to the cubby area. They will hang up their backpacks and jackets, and put on their indoor shoes. Then they will be all set to begin their day of learning!

We do have a breakfast program and ask that students be dropped off at 8:20 am if they are participating.

Typical Day in Kindergarten at J.L.R. Bell

- | | |
|------------------|--|
| 8:20 - 8:35 AM | - FDK students to be dropped off at the Kindergarten Yard Entrance (Breakfast Program) |
| 8:35 AM | - School Day Begins |
| 8:35 - 10:15 AM | - Morning Learning Block (100min) |
| 10:15 - 10:45 AM | - Snack/Recess |
| 10:45 - 12:25 PM | - Middle Learning Block (100 min) |
| 12:25 - 1:25 PM | - Lunch (20 min eating/40 min recess) |
| 1:25 - 3:05 PM | - Afternoon Learning Block (100 min) |
| 3:05 PM | - Dismissal (Walkers are “handed off” to designated caregiver/parent, daycare students are escorted to daycare). |
- Please inform us of any changes, via a note or voice mail to the teacher, or a call to the office, well in advance if the pick up arrangements for your child are altered.

Recess Time



Children have the opportunity to go outside for recess each day. Students have a snack and then get ready to go outside.

Recess time: 10:15 - 10:45

Lunch & Snack Tips

Your child will need lunch and snacks that:

- are in containers easy for your child to open and eat independently
- do not require heating
- are nut aware
- are litterless



Preparing lunches and snacks with your child the night before can make getting ready for school easier the next day.

Snacks and Lunches - Awareness of Allergies

Every parent/guardian has the right to believe that their child is going to be safe when attending school. For parents with children who have severe allergies, it can be more worrisome. There are significant issues for some of our students regarding food allergies. We need everyone's help; an anaphylactic reaction is something we are trying to prevent. It is easier to say what *not* to send in:

- Peanuts, tree nuts, or items that MAY contain nuts.

If your child has an 'epipen', please contact the office before September. We require our students who have epipens to wear them in a pouch at all times. For field trips, a 2nd epipen is required to be sent with the child.

Snacks and Lunches

All students need to bring daily snacks that are nutritious & stored in containers that your child can open easily and independently. Our staff does not feed students; every Kindergarten child must be able to eat independently. Snacks and lunch sent to school must not require heating or refrigeration and be 'litterless' where possible.

Please identify snacks (please put snacks in a different container than lunch) and lunch for your child. Most parents find it easier to prepare lunches and snacks the night before. Many students enjoy being a part of the process of preparing snacks and lunches - with a focus on selecting nutritious items your child prefers!

Children are encouraged to pack snacks and lunches that include healthy choices (i.e., fresh fruit and vegetables, yogurt, crackers and cheese, sandwiches, soups, pasta).

Use a thermos for food items that need to remain warm (we are unable to heat food at school).

Water Bottles and BackPacks

Water bottles are always encouraged, and we request that you can send in a container that can be kept for easy access to ensure your child remains hydrated throughout the school day. Always be sure that everything which is sent to school is well labeled and that your child can identify his/her belongings.

Please consider the following when making your Backpack selection

- *large enough to hold a communication bag, reading folder, snack/lunch bag, large library book, artwork/crafts and extra clothing
- *double strap backpacks, rather than over the shoulder bags
- *zippered compartments that your child can easily/independently manipulate and access (avoid clips and buckles)

Clothing

Please ensure your child is dressed appropriately for the varying weather/seasonal conditions as a considerable amount of time will be spent outdoors each day.

Please provide a complete set of extra clothes (including pants, shirt, socks and underwear) in a labeled Ziploc bag to be left at school in the event that your child's clothing becomes wet/soiled. Having these items on hand at school will mean that we will not need to call you for clothing that may need to be replaced through the school day.

A pair of indoor shoes is required for your child to change into, and these will be left in the classroom during the course of the school year.

Also, please label ALL clothes/items with your child's name.



Washroom and Self-Help Routines

Please have your child practice the following leading up to the start of the school year:

- enter the classroom at the start of each day, after saying good-bye outside to their parents and/or caregivers
- use the washroom with minimal assistance
- wash their hands with soap and water
- dress and undress themselves (zippers, buttons, shoes, etc.) as independently as possible
- access coat hooks and cubbies
- recognize their name



Learning Through Play at Home

Attached to the email that was sent with this presentation is a copy of the [Learning Through Play at Home](#). This resource includes ideas about how children and families can learn together through play in their home environments to help prepare children for learning in Kindergarten. Here are some of the pages for you to review now.



Learning Through Play at Home

We can **make friends** when we play.



DID YOU KNOW?

Children can develop positive relationships through play. During play, children learn how to recognize and manage their emotions, share and take turns while developing trust and empathy.



Learning Through Play at Home

DID YOU KNOW?

During creative play, children have opportunities for risk-taking, self-expression and critical thinking. When children explore the arts (e.g., drawing, signing and dancing) through play, they investigate colour, rhythm and sound. This helps them develop new ways of expressing themselves.

We can **create**
when we play.



Learning Through Play at Home

We can **explore**
when we play.



DID YOU KNOW?

Children explore, investigate and interact with their environment as they play. As children observe, discuss and share their discoveries, they deepen their understanding of the world around them.



Learning Through Play at Home

DID YOU KNOW?

During play, children can write in different ways to share an idea or a message, such as using a variety of words, pictures and/or symbols.

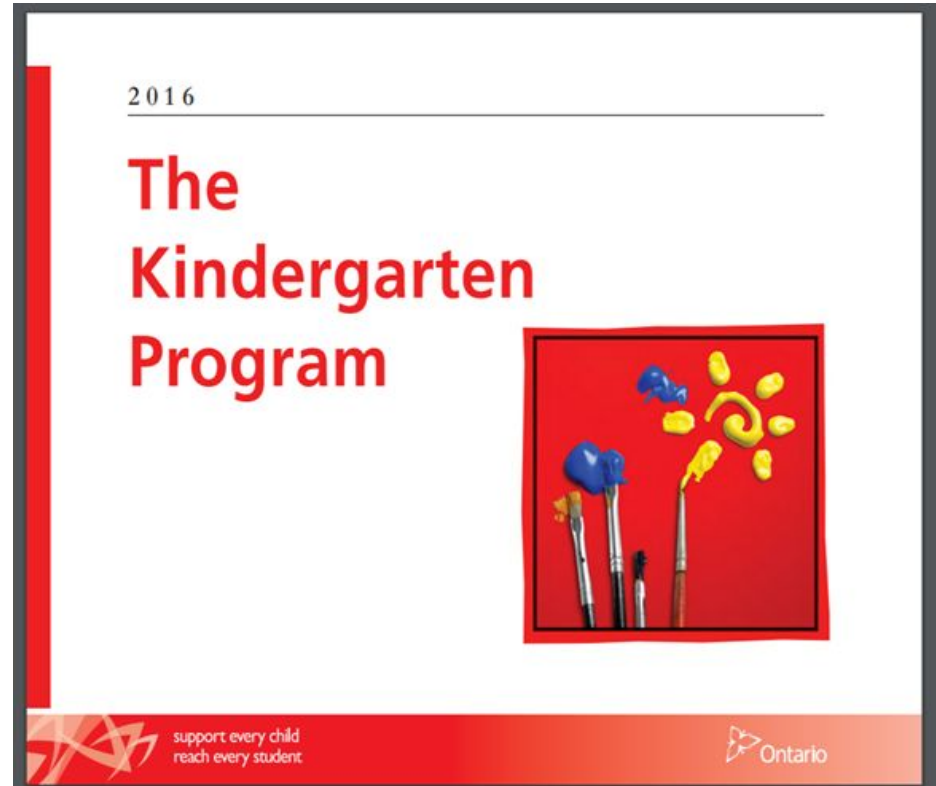
We can **draw**
and write when
we play.



The Kindergarten Program

The Ministry of Education for Ontario (MOE) dictates the curriculum for our learners from Kindergarten to Grade 12. As a parent/guardian you have access to these documents through the MOE Website. Check out...

<https://www.ontario.ca/document/kindergarten-program-2016>



Assessment & Evaluation

- We have our own Assessment Guide for the Kindergarten Program and this is also found on the MOE website.
- The educators work together, teacher and designated early childhood educator (DECE), to support the learning of all students and will report to you on a regular basis.



Formal Communication of Learning

Initial Observations (Nov/Dec)

Year 1	Year 2
<p>Kindergarten Communication of Learning: Initial Observations reports will be sent home</p> <p>You will be invited to an <u>In-Class Observation Visit</u></p>	<p>Kindergarten Communication of Learning: Initial Observations reports will be sent home</p> <p>You will be invited to participate in a <u>Meeting</u> with your child's educator(s)</p>

Formal Communication of Learning

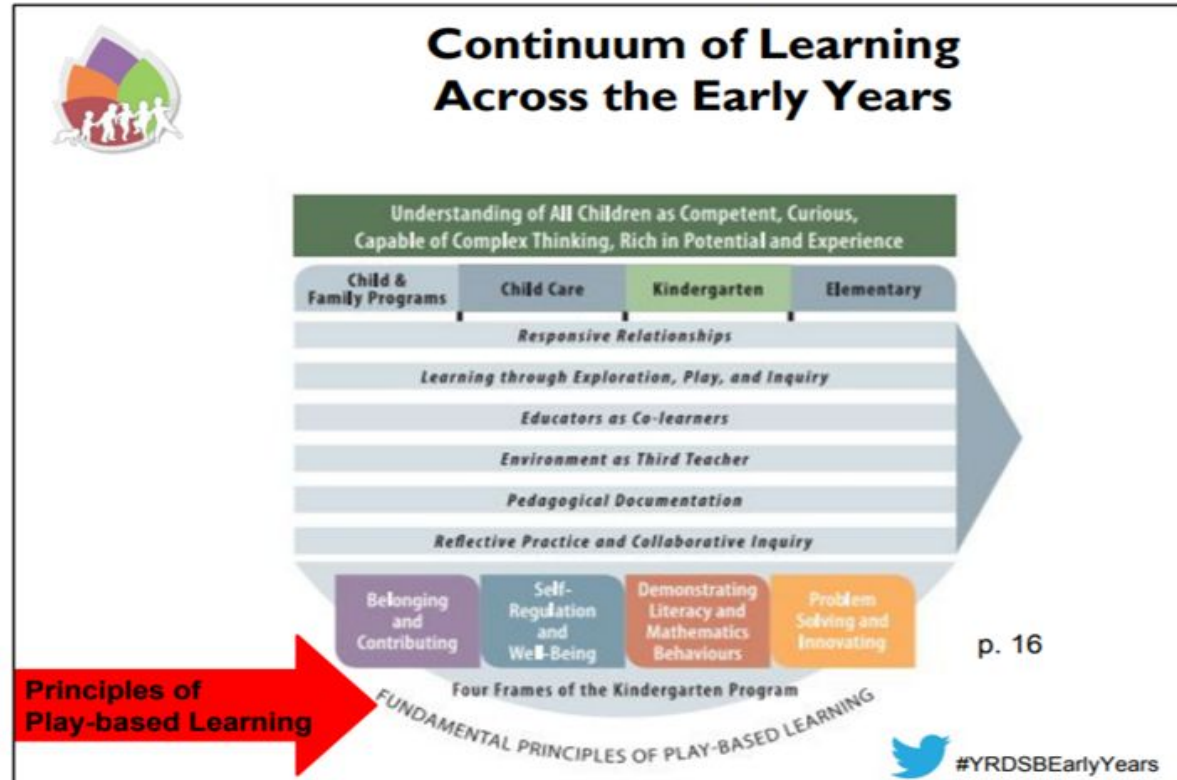
Term 1 & Term 2

- Written comments shared in February (Term 1) and June (Term 2)
- Learning will be summarized using the four frames for learning
- Key learning, growth in learning will be described within each frame
- Next steps to support your child's learning at school and home will be included



The Kindergarten Program

The Kindergarten Program falls between Early Years, Family, Child Care, and Elementary school. The focus is Play Based learning with Literacy, Math and Self Regulation Skills embedded... (see chart)



The Four Frames of FDK

- Belonging and Contributing
- Self-Regulation and Well-Being
- Demonstration Literacy and Mathematics Behaviours
- Problem Solving and Innovating



These are the areas of focus for the FDK program and the assessment tools (eg. report cards) are broken down into these 4 frames. In the Kindergarten play-based learning program, children explore, play and inquire, both indoors and outdoors, four frames for learning. More information and specifics are in the MOE documents and will come to you in the Fall from the teachers.

Play-based Learning Indoors

Children have opportunities to choose from a variety of play based learning experiences across the day.



Play-based Learning Outdoors



The Kindergarten Program includes learning in the outdoors as part of the instructional day.





Before and After Care Program

If you require Before and After Care, please visit our board website to find contact information for your school's provider.

[YMCA School Age Program](#)

7:30am to 8:35am 3:05pm to 6:00pm

Monday to Friday



J.L.R. Bell School Council


Please consider joining our wonderful group of parents who sit on our School Council. The Council will have its first meeting at the end of September, and then typically will meet approximately 6 times a year.

Council serves as an advisory team of parents and guardians to the J.L.R. Bell administration. We have great conversations about the wonderful ideas that the Council can do to support the learning and social opportunities for all students. Please look out for more information that will come in your School Start Up Package in September.

The First Day of Kindergarten

The YRDSB supports a staggered start of our Junior or First Year Kindergarten students. That means, we have all Senior or Second Year kindergarten students attend for a full day. The 1st year students come for about 90 minutes and are divided between the middle and last block of the day.

We will contact you to let you know which block your child is to attend. The 2nd day of school is a full day.



Tips for the First Day of Kindergarten

1. Get up in time to allow for a relaxed morning routine.
2. Send a family photo in your child's backpack that they can visit throughout the day if they need to feel connected to you.
3. Remind your child of who is picking them up.
4. Use a goodbye routine you have practiced with your child.
5. Remember to remain cheerful and reassure your child that they will be okay!



We Look Forward to Welcoming You!



If you have any questions
please feel free to reach
out to us.



J.L.R. Bell P.S.



School Contact info:

121 Queen Street, Newmarket, L3Y 2E9
905-895-2601
j.l.r.bell.ps@yrdsb.ca